

The Floater Coater



Why use the LSP FloaterCoater?

Rollers that Float with the Movement of the Stock

- ◆ Stainless steel inner cage, housing the rollers, can float from 1.500 inches to 2.500 inches, depending on the unit.
- ◆ Unique design allows the setup person a degree of clearance should the stock not be lined up exactly with the die.
- ◆ Rollers will follow the movement of the stock.

Stainless Steel Construction

- ◆ Sturdy construction.
- ◆ Resists rust.
- ◆ Will maintain its new look years after heavy use.

Electronically Controlled

- ◆ Electronically controls lubricant to the rolls.
- ◆ User controls when and how much lubricant is dispensed

Selective Lubrication

- ◆ Dispensing Heads uniformly distribute lubricant over each roll.
- ◆ Manifolds are individually controlled and can be turned On/Off for Selective Strip Lubricating.

Good for both Heavy and Light lubricants

- ◆ Can handle heavy honey oils down to synthetics and vanishing oils.

Fast Roller Removal

- ◆ Lubricant rolls can be removed in less than two minutes.

Fast Start-up After Setting Overnight or a Weekend

- ◆ Manual button allows lubricant to re-coat the rollers surface in less than a minute.

Fast Lubricant Changeover

- ◆ Multiple Reservoirs with quick-change fittings store different lubricants for fast change-over when necessary.
- ◆ Most change overs require no cleaning. If cleaning is required it can be accomplished in less than 10 minutes.

Reduce Cost with Controlled Lubrication

- ◆ Using less lubricant - reduces lubricant cost.
- ◆ Using less lubricant - reduces part cleanup cost.
- ◆ Using less lubricant - reduces plant maintenance cost.

Improved Employee Moral

- ◆ Parts, floors and the work area stay cleaner, reducing environmental problems and create a cleaner and more productive working atmosphere.

Lower Lubricant Consumption & Increased Die Life



Benefits of the LSP FloaterCoater

The FloaterCoater line is comprised of eight standard units to cover most of the common applications found in a stamping department. The cabinets are made of stainless steel with small foot prints and low centers of gravity to assure stability. The rugged design holds up under harsh conditions, while keep maintenance to a minimum.



16 Gauge Stainless Steel with 2.5 inch rolls
FC-1012, 12" Stock
3 Manifolds per Roll
FC-1018, 18" Stock
4 Manifolds per Roll
FC-1024, 24" Stock
5 Manifolds per Roll



14 Gauge Stainless Steel with 2.75 inch rolls
FC-1030, 30" Stock
5 Manifolds per Roll
FC-1036, 36" Stock
5 Manifolds per Roll
FC-1048, 48" Stock
5 Manifolds per Roll

The FloaterCoater Line



12 Gauge Stainless Steel with 3 inch rolls
FC-1060, 60" Stock
7 Manifolds per Roll
FC-1072, 72" Stock
7 Manifolds per Roll

The FloaterCoater is designed to dispense all types of lubricants, from honey oil to water-soluble oils, in a precise, controlled coating on coil stock.

An air cylinder on each side of the FloaterCoater opens the rolls to feed the coil stock. Once the stock is loaded, the FloaterCoater is closed with springs, and the coil is held firmly between the rollers.

The lubricant - from a remote reservoir - is moved to the FloaterCoater by a diaphragm pump. An Electronic Controller opens and closes a solenoid valve, allowing lubricant to feed the unit in precise synchronization with the press.

Here's how it works!

External Frame, Heavy Duty, Stainless Steel

Low profile with a small footprint allows installation in confined areas. Full Enclosure built to protect the lubricant delivery system. Ruggedly built to withstand normal buckling of stock.

Lubricating Rolls

Disperses lubricant over the coil stock in an even, precise coating. Available in different textures of polyurethane, felt or composite material. Free rolling and designed so they can be removed in less than one minute. Refer to page 6 & 7 for full roller specifications.

Snap-Lock Retainer

Spring-loaded locking mechanism allows the upper roll to snap into a fixed, locked position.

Overflow Basin

Excess lubricant is collected in the lower channel of the Outer Frame and drains back into the main reservoir.

Floating Internal Housing, Stainless Steel

An Inner Frame houses and protects the Lubricating Rollers and other functional parts of the FloaterCoater. Self centering pistons on each side allows the frame to float with the normal motion of the stock. See page 5 for specifications as to the amount of float for different sized units.

Spring Closing System

Four Springs close the two Lubricating Rollers when pressure is released from self-centering pistons.

Leveling Springs

Aid in the floating mechanism of the inner housing.

Self-Centering Cylinders

Pneumatic cylinders open the rollers to allow for quick coil change and automatically adjust to the passline of the stock.

Bearings

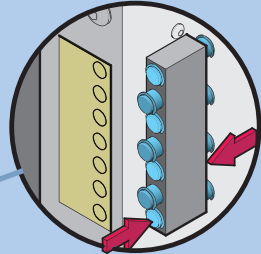
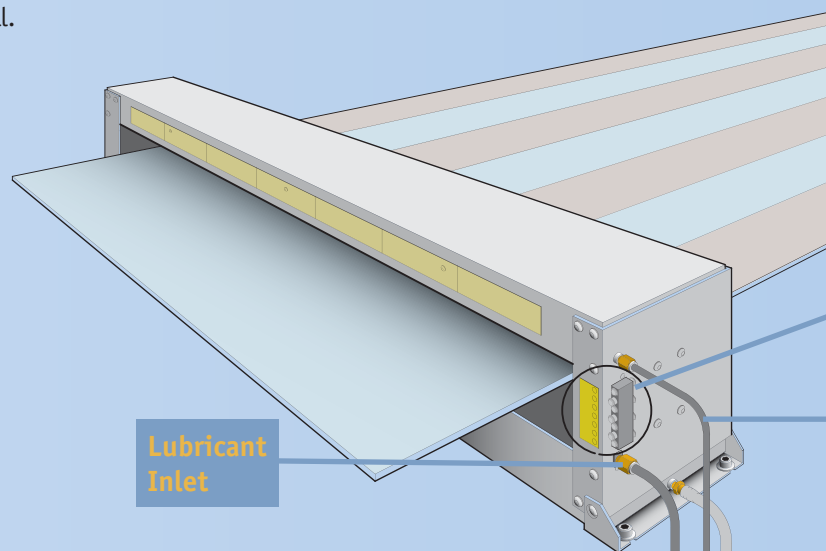
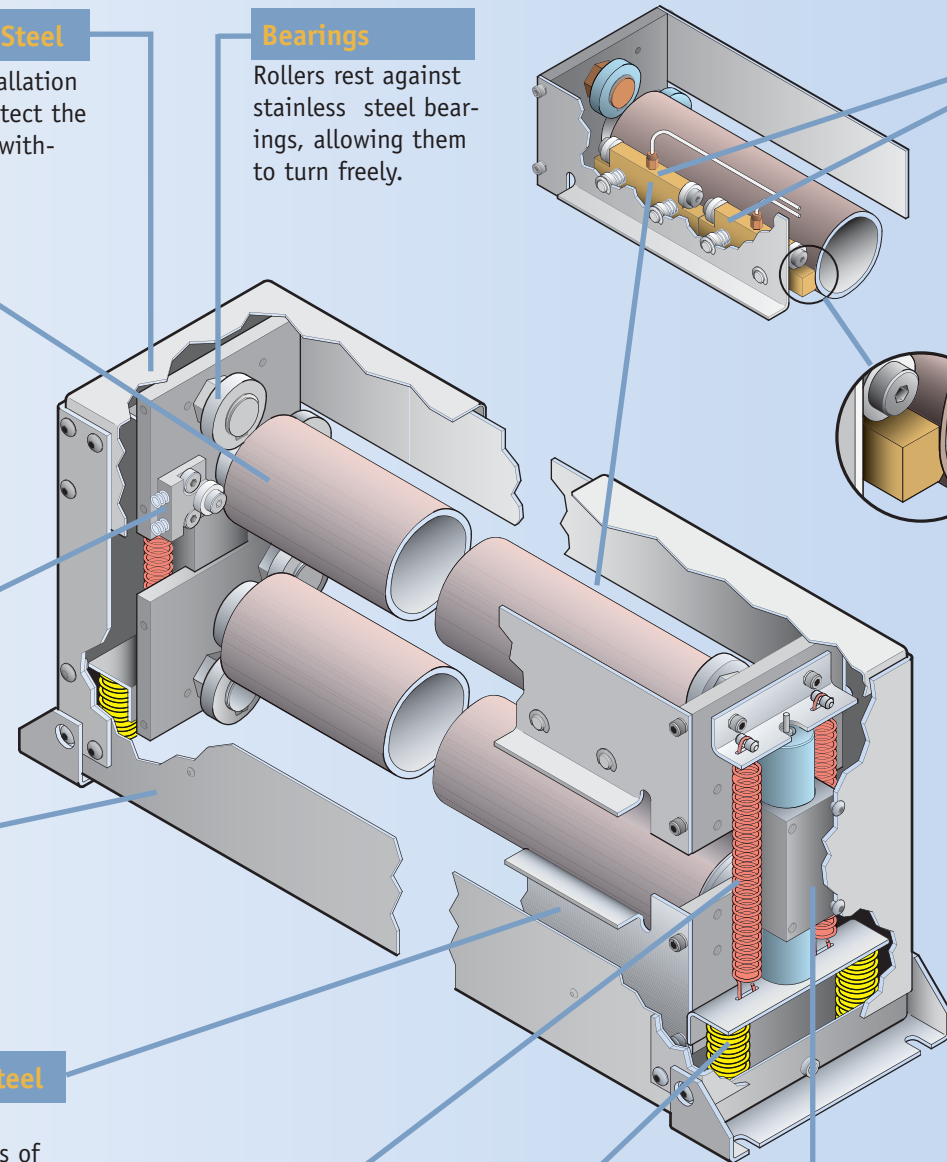
Rollers rest against stainless steel bearings, allowing them to turn freely.

Dispensing Heads (Hidden)

Heads are individually selected by the On/Off Valve and are spring loaded against the Lubricating Rolls. Faces conform to the Lubricating Roller's curvature to ensure an even spread of lubricant onto the roll.

On/Off Valves

Shut off valve for each Dispensing Head to allow for selective lubricating. Valve shuts off dispensing heads that are not needed.



Electronic Controller

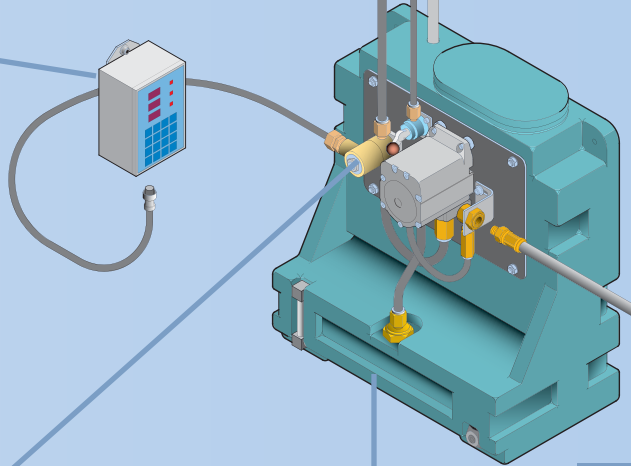
The Electronic Controller is programmed when to dispense lubricant to the rolls and in what quantity. It controls the Solenoid Valve that is attached to the Diaphragm Pump. Opening the valve allows lubricant to flow to the FloaterCoater Manifolds, closing the valve stops the flow of lubricant. This cycle is repeated each cycle of the press.

Solenoid Valve, 24V

Signals received from the Electronic Controller opens the Solenoid Valve to allow lubricant to pass into the FloaterCoater. When the cycle ends, the Solenoid closes, stopping the flow of lubricant.

Reservoirs and Diaphragm Pump

Available in 4, 8 or 15 gallon capacities, includes Diaphragm Pump. When Solenoid Valve is opened, the pump becomes active and transfers lubricant from the Reservoir to the FloaterCoater. The Reservoir is free standing or can be attached to the press. Level Control Optional.




Three different types of rolls are offered to cover a wide range of applications. Polyurethane rolls in different textures, felt rolls for variable coatings, and composite rolls for heavy coating. Although the types of rolls may overlap in performance, each has its own distinct advantages for certain applications. Polyurethane rolls are available in two different

surface finishes. Each finish is designed to deposit different film thicknesses of lubricant to the metal being coated. Since it takes only minutes to change the rolls, different rolls with different finishes can be kept and switched when the film thicknesses requirements change from one job to another.

Polyurethane with a Smooth Surface Finish

Deposits a very light coating to the stock. Because the rolls are smooth they deposit the lubricant and then squeeze out most of the lubricant which leaves a faintly visible coating on the stock. Increasing the volume of lubricant will not increase the coating on the stock; it will just be that much more lubricant that is squeezed off of the material.




Light Film

Smooth finish gives a light thin coating.

Composite Material with a Textured Finish

This roll has a textured finish which allows the Floater Coater to give a heavier coating to the stock. When lubricant is deposited on the roll, it is held in numerous pockets and then deposited on the stock leaving a heavier coating than the smooth rollers. Decreasing the volume will lighten the film thickness.




Medium Film

Diamond finish gives a medium coating.

Felt Rolls

The felt rolls (our most popular style) are absorbent giving more versatility in the lubricant thickness being applied to the stock. A small amount of lubricant will leave a light coating. A heavier amount of lubricant will leave a medium or heavy coating. Although roller life may not be as long as the polyurethane, felt rolls can be quickly replaced in the field.



Heavy Film


Thin Hatch gives a heavy coating.

Applying the Lubricant Coating

Applying the Lubricant Only Where Needed

The LSP Floater Coater offers the ability to lubricate specific areas of the coil stock when applicable. Not only does this save on lubricant consumption it also saves on cleaning and disposal cost. Each Dispensing Head, that lubricant is dispersed through, is controlled with an ON/OFF Valve. Closing any of these valves prevents lubricant from coating a specific area of the coil stock.

Examples of lubricant distribution by controlling where lubricant is dispensed. ▶

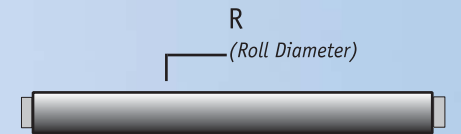
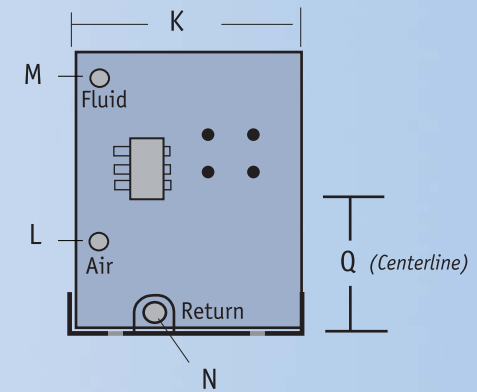
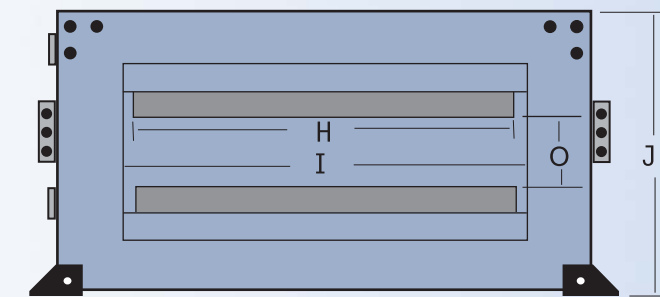
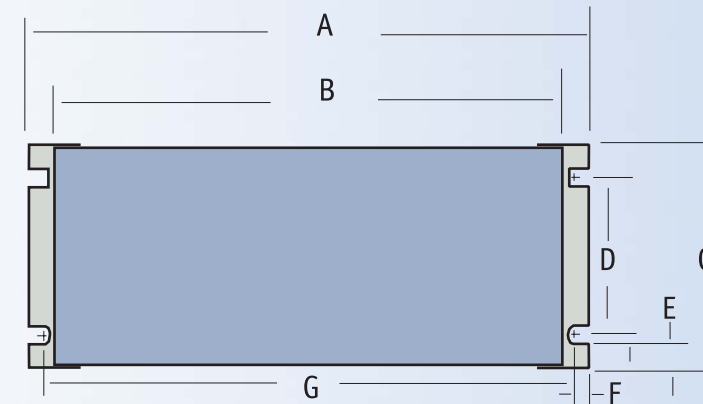


One edge only

Center only

Two edges

Selective



FloaterCoater Specifications

	FC-1012	FC-1018	FC-1024	FC-1030	FC-1036	FC-1048	FC-1060	FC-1072
A	20.300	26.300	32.300	40.650	46.650	58.650	72.250	84.290
B	17.750	23.750	29.750	37.830	43.830	55.830	69.210	81.250
C	6.796	6.796	6.796	8.500	8.500	8.500	10.314	10.314
D	5.000	5.000	5.000	6.500	6.500	6.500	8.000	8.000
E	.682	.682	.682	.750	.750	.750	.908	.908
F	.525	.525	.525	.575	.575	.575	.625	.625
G	19.270	25.270	31.270	39.500	45.500	57.000	71.000	83.040
H	12.000	18.000	24.000	30.000	36.000	48.000	60.000	72.000
I	14.550	20.550	26.550	33.650	39.650	51.650	64.500	76.040
J	8.330	8.330	8.330	11.000	11.000	11.000	16.500	16.500
K	6.460	6.460	6.460	8.078	8.078	8.078	9.889	9.889
L	1/8 NPTF	1/8 NPTF	1/8 NPTF	1/8 NPTF	1/8 NPTF	1/8 NPTF	1/8 NPTF	1/8 NPTF
M	1/4 NPTF	1/4 NPTF	1/4 NPTF	1/4 NPTF	1/4 NPTF	1/4 NPTF	1/4 NPTF	1/4 NPTF
N	1/8 NPTF	1/8 NPTF	1/8 NPTF	1/8 NPTF	1/8 NPTF	1/8 NPTF	1/8 NPTF	1/8 NPTF
O*	1.500	1.500	1.500	2.500	2.500	2.500	2.500	2.500
P*	1.500	1.500	1.500	2.500	2.500	2.500	2.500	2.500
Q	4.260	4.260	4.260	5.590	5.590	5.590	5.590	5.590
R	2.250	2.250	2.250	3.000	3.000	3.000	4.000	4.000

*O - Distance the rollers can open for threading a new coil.

*P - (Not Shown) Represents the maximum float, minus one half the thickness of the stock.

Accessories



Low level control activates a light when fluid level is low. Can also be tied to shut off machine

E-155 4-Gallon
E-158 8-Gallon
E-165 15-Gallon




FC-7310

Diaphragm pump remotely feeds Floater Coater from any existing reservoir.



FC-2125

Three-way air valve opens and closes FloaterCoater rollers.



Diaphragm pump pre-mounted on reservoir.

FC-7314 4-Gallon
FC-7318 8-Gallon
FC-7320 15-Gallon



E-205

Electronic pulsator allows diaphragm pump to feed lubricant to FloaterCoater in synchronization with press.



P.O. Box 5303
2511 - 20th Street
Rockford, IL 61125
Tel: 815-226-8090
Fax: 815-226-9250
E-mail: sales@lspind.com
www.lspind.com